

# 国外学位认证件 申请指南

# Degree Authentication Application

# 申请国外学位的认证件

Application for Degree (issued by overseas university) Authentication

<http://zwfw.cscse.edu.cn/>



中国留学服务中心

Chinese Service Center for Scholarly Exchange

# 1.1A Visit CSCSE Website. If you are using Google Chrome, you can use Google Translate to convert the page's language into English or any other language for your personal convenience.



全国一体化在线政务服务平台  
教育部留学服务中心网上服务大厅

<http://zwfw.cscse.edu.cn/>

The screenshot shows the CSCSE website interface with a dark blue background. At the top, there are navigation links for '重要通知' (Important Notice), '关于12月15日暂停网上服务的通知' (Notice of suspension of online services on Dec 15), '2021-12-14', '关于核定2022年度在京用人单位申报接收...' (Notice of determination of 2022 annual在京用人单位申报接收...), and '2022-01-29'. Below this, there are four main service categories: '学历学位认证' (Degree and Certificate Authentication), '就业报到' (Job Reporting), '留学存档' (Study Record), and '公派留学' (Publicly Sent Study Abroad). Under '学历学位认证', there are three tabs: '中国内地居民' (Mainland China Residents), '港澳台居民' (Residents of Hong Kong, Macao, and Taiwan), and '外籍人士 (Foreign Nationals)'. The '外籍人士 (Foreign Nationals)' tab is highlighted with a red box and an arrow pointing to a callout box that says 'Click on this link'. Below the tabs, there are four main steps: '申请材料' (Application Materials), '在线申请' (Online Application), '评估与审核' (Evaluation and Review), and '认证完成' (Authentication Complete). Each step has a list of sub-items: '申请材料' includes '文凭证书', '护照/通行证/身份证', '居留卡/签证/签注', '证件照片', '授权声明', '其他材料', and '材料详情'; '在线申请' includes '1. 注册, 完成实名认证', '2. 办理认证申请', '完成实名认证, 获取出入境记录', '填写申请信息', '上传申请材料', and '在线支付费用'; '评估与审核' includes '认证工作时限', '10-20个工作日', and '进度查询'; '认证完成' includes '获取结果', '在线查验', '发票申请', and '退费须知'. At the bottom right, there is a '联系客服' (Contact Us) button.

# 1.1B The Image below shows an example of a Google Translated Website (into English).



全国一体化在线政务服务平台  
教育部留学服务中心网上服务大厅

<http://zwfw.cscse.edu.cn/>

important Notice  
4 · Regarding the approval of the application and a ... 2022-01-29 · Spring Festival holiday notice 2022-

Degree certification    Employment registration    Study Abroad Archive    Public study abroad

inside Chinaresident | Hong Kong, Macao and Taiwanresident | **foreigner(Foreign Nationals)**

Application materials    Online Application    Evaluation and Audit    Certification completed

- Diploma certificate
- passport
- Residence Card/Visa/Endorsement
- Immigration records
- ID Photo
- Authorization Statement
- other materials
- [Material Details](#)

1. Register
2. Fill in the application information
3. Upload application materials
4. Pay fees online

- [Entry for certification](#)

- [Certification work time limit](#)
- 10-20 working days
- [progress\\_query](#)

- [get results](#)
- [online\\_check](#)
- [Invoice application](#)
- [Refund notice](#)

zwfw.cscse.edu.cn/cscse/xfwzxfwfdt2020/xlxwrz32/index.html

联系客服

Click on this link

# 1.2 Click on “Online Application” or “在线申请”。 A new website will open up (make sure your Adblockers are turned off – refresh the page if necessary)

重要通知 · 关于核定2022年度在京用人单位申报接收... 2022-01-29 · 春节放假通知 2022-01-20

学历学位认证 就业报到 留学存档 公派留学

中国内地居民 | 港澳台居民 | 外籍人士 (Foreign Nationals)

申请材料 在线申请 评估与审核 认证完成

- 文凭证书
- 护照
- 居留卡/签证/签注
- 出入境记录
- 证件照片
- 授权声明
- 其他材料
- 材料详请

- 1.注册
- 2.填写申请信息
- 3.上传申请材料
- 4.在线支付费用
- 认证办理入口

- 认证工作时限
- 10-20个工作日
- 进度查询

- 获取结果
- 在线查验
- 发票申请
- 退费须知

WWW.CSCSE.EDU.CN 中国留学网 教育部留学服务中心 统一用户身份认证系统

个人用户登录 立户单位登录

请输入用户名/证件号/CSC学号

请输入密码

>> 拖动滑块到最右边

记住我 [忘记密码](#)

登录

[立即注册>](#)

中心介绍 | 主任信箱 | 法律声明 | 联系方式  
中国留学服务中心版权所有 1996-2021 电话: 86-010-62677800  
北京市海淀区北四环西路56号 锦城时代大厦6层 京ICP备05064741号 京公网安备: 11010802035725号  
建议您使用IE9及以上版本、Chrome、FireFox等主流浏览器浏览本网站

# 1.3 Click on “Register Now” or “立即注册>”。 You will be lead to the next page.



## 个人用户注册

① 手机/邮箱验证      ② 填写信息      ③ 注册成功

请选择注册方式:  手机号验证     邮箱验证

\* 手机号码:

\* 验证码:

我已阅读并同意 <<用户注册协议>> 和 <<用户授权和隐私保护条款>>

Copyright © 1996-2021 版权所有:中国留学服务中心



# 1.4 Mobile/Email Verification/ 手机/邮箱验证



Service Center for Overseas Students, Ministry of Education  
Unified User Identity Authentication System

## Individual user registration

① ————— ② ————— ③  
Mobile/Email Verification    Fill in the information    registration success

Please select a registration method:  Phone number verification     E-mail verification

\* E-mail:

\* Verification code:

I have read and agree to <<User Registration Agreement>> and <<User Authorization and Privacy Protection Terms>>

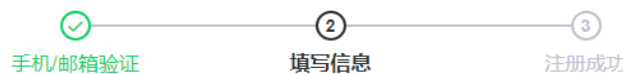
Copyright © 1996-2021 All rights reserved. China Study Abroad Service Center

- 1 Click on Email-Verification
- 2 Fill out your email in the first column
- 3 Click on the green button “获取验证码” to proceed
- 4 A verification code will be sent to your email. Please check your junk mail if your email has not appeared. After you get your verification code, type your verification code into the specified field.
- 5 Click on “I have read and…” after you have read the Agreements and terms.

6 Once complete, click on “Next Step” or “下一步”. You will be sent to the next webpage.

# 1.5 Personal Information Fill-Up/填写信息. Fill up the blank spaces

## 个人用户注册



- 1、办理国家公派留学人员派出手续或者预定回国机票手续请不要注册，可使用基金委录取学号为用户名直接登录。办理其他业务请先注册用户。
- 2、如系统提示您的证件号码已经注册过用户，请通过忘记密码功能找回密码后登录。

\* 真实姓名:

\* 国籍国别/地区:

\* 证件类型:

\* 证件号码:

\* 性别:

\* 生日:

\* 手机号码:

\* 电子邮箱:

昵称:

\* 设置密码:

\* 确认密码:

注册

- 1 Real Name. This name should be the same name reflected in your degree certificate
- 2 Select your Country of Origin
- 3 Select your verification papers (e.g. Passport)
- 4 Type your verification ID (e.g. Passport number). You will be unable to change it afterwards, so please check it thoroughly before proceeding.
- 5 Select your gender
- 6 Select your birthday
- 7 Type in your local (Chinese Mainland) phone number.
- 8 Type in your nickname.
- 9 Type in your password twice
- 10 Click on the blue button to complete your registration. You will be brought to the next page.



# 1.6 Successful Registration of Account



教育部留学服务中心  
统一用户身份认证系统

If your registration is successful, you will be brought to this page. Click on the blue button to continue. You will be sent back to the main page


## 个人用户注册



注册成功

返回首页

### 动态验证码

 lxfw01@cscse.edu.cn <lxfw01@cscse.edu.cn>  
12:03 AM

To:

Example Example, 您已在教育部留学服务中心注册成功。用户名为: 。请您保存好此条短信, 以备查询。教育部留学服务中心

You will also receive an email stating that your account has been registered.

# 1.7 Login



WWW.CSCSE.EDU.CN

中国留学网

教育部留学服务中心  
统一用户身份认证系统

The screenshot shows the login interface with the following elements highlighted by red boxes:

- 个人用户登录** (Individual Account Login)
- 请输入用户名/证件号/CSC学号** (Please enter username/ID number/CSC ID number)
- 请输入密码** (Please enter password)
- 拖动滑块到最右边** (Drag the slider to the far right)
- 登录** (Log In)

Other visible elements include: **机构用户登录** (Institutional Account Login), **忘记密码** (Forgot Password), **记住我** (Remember Me), **立即注册>** (Register Now), and social media icons for WeChat and Alipay.

Click on "Individual Account Login" or "个人用户登录"

Type your verification ID

Type your password

Slide the bar to the right end. If the action is performed correctly, the bar will turn green and look like the image below.



Click on "Log In" or "登录". You will be brought back to the main page of the CSCSE Website.

# 1.8 Repeat Step 1.1B



important Notice

4

· Regarding the approval of the application and a...

2022-01-29

· Spring Festival holiday notice

2022-



Degree certification



Employment registration



Study Abroad Archive



Public study abroad

inside China resident

Hong Kong, Macao and Taiwan resident

[foreigner\(Foreign Nationals\)](#)



Application materials

- Diploma certificate
- passport
- Residence Card/Visa/Endorsement
- Immigration records
- ID Photo
- Authorization Statement
- other materials
- [Material Details](#)



Online Application

1. Register
  2. Fill in the application information
  3. Upload application materials
  4. Pay fees online
- [Entry for certification](#)



Evaluation and Audit

- [Certification work time limit](#)
- 10-20 working days
- [progress\\_query](#)



Certification completed

- [get results](#)
- [online\\_check](#)
- [Invoice application](#)
- [Refund notice](#)

Click on this link

# 1.9 Repeat Step 1.2. You will be sent to a new webpage.

全国一体化在线政务服务平台  
教育部留学服务中心网上服务大厅

中国留学网 国家政务服务平台 登录

重要通知 · 关于核定2022年度在京用人单位申报接收... 2022-01-29 · 春节放假通知 2022-01-20

学历学位认证 就业报到 留学存档 公派留学

中国内地居民 | 港澳台居民 | 外籍人士 (Foreign Nationals)

申请材料 在线申请 评估与审核 认证完成

- 文凭证书
- 护照
- 居留卡/签证/签注
- 出入境记录
- 证件照片
- 授权声明
- 其他材料
- 材料译错
- 注册
- 2 填写申请信息
- 3 上传申请材料
- 4 在线支付费用
- 认证工作时限
- 10-20个工作日
- 进度查询
- 获取结果
- 在线查验
- 发票申请
- 退费须知
- 认证办理入口

全国一体化在线政务服务平台  
教育部留学服务中心网上服务大厅（试运行）

首页 微信公众号

欢迎【Example Example】访问本站! 【用户中心】 【注销】

## 学历学位认证

特别提示:

- 1、只能对本人的国（境）外学历学位证书提交认证申请。
- 2、如您需认证多个国（境）外学历学位证书，可在本注册账户中提交多份认证申请。每个认证申请中只需上传一个国（境）外学历学位证书的相关申请材料。
- 3、请务必如实填写有关信息，并确保上传材料的真实性。

[增添认证申请办理](#)

温馨提示：已提交或者未提交的申请，请点击右上方的“用户中心”查看！

# 1.10 Click on the blue button. You will be redirected to another webpage with the terms and conditions. Once you have finished reading the agreement, click on the blue button. You will be brought to the next webpage.

## 学历学位认证

### 学历学位认证

1

特别提示：

- 1、只能对本人的国（境）外学历学位证书提交认证申请。
- 2、如您需认证多个国（境）外学历学位证书，可在本注册账户中提交多份认证申请。每个认证申请中只需上传一个国（境）外学历学位证书的扫描申请材料。
- 3、请务必如实填写相关信息，并确保上传材料的真实性。

增添认证申请办理

温馨提示：已提交申请未提交的申请，请点击右上方的“用户中心”查看！

甲方：教育部留学服务中心

乙方：国（境）外学历学位认证申请人

在线服务使用协议

- 1. 协议签署**

乙方按照本协议向甲方提供基于互联网“国（境）外学历学位认证”相关服务，乙方同意本协议的全部条款并在注册过程中点击“我接受以上协议，继续申请”按钮，以表示乙方接受并签署本协议。
- 2. 服务内容**
  - 2.1 甲方提供的国（境）外学历学位认证服务是指乙方申请，对乙方获得的国外学历学位的合法性、真实性以及与我国家学历学位由对应关系作出的技术认证和证明，不具强制性，该服务由专家评审委员会人员由甲方授权抽取的专家，以确保该事实的可信度。
  - 2.2 甲方为下述证书提供认证服务：
    - (1) 海外高校或其他高等教育机构学习所获普通本专（硕）外学历学位证书和高等教育文凭；
    - (2) 在中国境内依法设立（办学）的中外合作办学机构（项目）学习所获普通本专（硕）外学历学位证书和高等教育文凭；
    - (3) 在中国境内依法设立的其他高等教育机构学习所获普通本专学位证书和高等教育文凭；
    - (4) 在中国澳门特别行政区的大学或其他高等教育机构学习所获普通本专学位证书和高等教育文凭；
    - (5) 在中国香港特别行政区的大学或其他高等教育机构学习所获学士以上（含学士）层次的外国学位证书和高等教育文凭。
  - 2.3 乙方应为学位证书或高等教育文凭的持有者。
  - 2.4 乙方提供真实、准确、及时、完整的申请材料。
  - 2.5 学历学位认证仅针对乙方所获得的国（境）外学历学位证书和高等教育文凭出具认证结果。
  - 2.6 甲方仅有权对认证内容和提供认证范围以内的项目开展认证评审工作，对非认证内容和提供认证范围以外的项目，甲方不提供服务，也不承担提供责任。
- 3. 服务收费**

甲方中心依据国家发展和改革委员会的收费标准向学历学位认证申请人收取认证费用。
- 4. 申请材料**
  - 4.1 乙方使用网络报名时提交的材料包括：
    - 4.1.1 认证证书（或）外学历学位证书和高等教育文凭；
    - 4.1.2 留学期间使用的旅行证件（如出国入境应提供身份证或户口薄的身份证页）；
    - 4.1.3 一张二寸（或小二寸）证件照片，底色不限；
    - 4.1.4 已签署的国（境）外学历学位证书或高等教育文凭的申请表原件；
    - 4.1.5 甲方中心要求提交的其他材料。
  - 4.2 在认证评审的过程中，甲方可能根据要求要求乙方提供补充信息和材料。
- 5. 认证期限**
  - 5.1 乙方按照甲方要求提供材料后可在一定期限内获得认证结果，各属（境）别具体的认证时间可在中国留学网（www.cscse.edu.cn）查询。
  - 5.2 如因特殊原因造成认证评审延期时，甲方中心将通知乙方，并告知评审延期的具体原因。
- 6. 免责与解除声明**
  - 6.1 因乙方提供的信息、提交的材料或不实信息等导致认证结果与实际情况不符的，甲方不承担提供法律责任。
  - 6.2 乙方应依法维护和遵守甲方及其他各方的权益，乙方违反有关法律、法规或本协议而给甲方或其他人造成损失，乙方应承担由此产生的所有损害和责任。
- 7. 用户授权**
  - 7.1 乙方授权及同意甲方收集和使用乙方个人信息。
  - 7.2 乙方上传到本系统的除个人信息以外的文字、图片和音视频等内容，甲方享有免费使用权。
  - 7.3 办证国（境）外学历学位认证申请过程中，乙方授权及同意甲方使用本人的个人信息和资料，向相关学校或机构查询本人学历学位的有关事项进行核实，同时授权并同意相关学校或机构可获取服务内容，向甲方提供有关乙方学历学位的低何记录及资料。
  - 7.4 办证国（境）外学历学位认证申请过程中，乙方通过国家政务服务平台、进行实名认证，在认证成功后十年内的出入记录信息，并同意向甲方提供此信息。
  - 7.5 为了提供服务而需要从第三方获取乙方信息或其他情况，甲方将要求第三方提供信息来源，并要求第三方必须提供信息的合法性。
  - 7.6 如果为了提供服务而需要将乙方信息共享给第三方，甲方将评估该第三方收集信息的合法性、正当性、必要性，甲方将要求第三方对用户信息采取保护措施并严格遵守提供信息规范与监管要求。
  - 7.7 另外，甲方会按照法律法规及国家标准的要求以确认协议、具体场景下的交易确认、弹窗提示等形式将乙方同意或授权从第三方收集或提供乙方同意。
- 8. 失信行为惩戒**
  - 8.1 甲方有权依据《国（境）外学历学位认证申请材料或不实信息的个人纳入“国（境）外学历学位认证失信行为黑名单”。
  - 8.2 甲方可与征信机构及其他有关部门共享上述黑名单，并同其他有关部门合作，推动建立针对国（境）外学历学位认证失信行为的联合惩戒机制。
  - 8.3 甲方可在其官方网站对乙方失信行为进行公示。
  - 8.4 如乙方因被纳入上述黑名单，对其个人信用带来的影响和后果，甲方不承担相关法律责任。
- 9. 隐私声明**
  - 9.1 甲方将严格保护乙方隐私，甲方不对公开或向第三方提供乙方注册信息及乙方使用网络服务时存储在甲方的非公开内容，但下列情况除外：
    - (1) 为维护留学服务中心合法权益；
    - (2) 事先获得乙方的明确授权；
    - (3) 遵循有关的法律法规要求；
    - (4) 按照相关政府主管部门的要求；
    - (5) 为保护社会公众的利益；
    - (6) 符合其他相关要求。
  - 9.2 甲方可能会向第三方委托在乙方提供相关的网络服务，在此情况下，如该第三方同意承担与甲方同等的保护用户隐私的责任，甲方有权将乙方的注册资料等提供该第三方。
  - 9.3 甲方有权对第三方用户数据使用进行分析和用于数据使用进行商业上的利用。
- 10. 其他**
  - 10.1 本协议项下所有的通知均可通过纸质函件、电子邮件或其他的网络传递等方式进行，此传递和于送达之日视为已送达乙方。

2

我接受以上协议，继续申请

## 1.11 Verify your personal information. Once you have confirmed that the details are correct, click on the blue button. You will be redirected to the next webpage

### 学历学位认证

基本信息

申请类型

申请信息

学习经历

上传材料

确认提交

在线支付

#### 学历学位认证正式申请 【基本信息】

姓名	<input type="text" value="Example Example"/>	国籍国别/地区	<input type="text" value="新加坡"/>
性别	<input type="text" value="男"/>	出生日期	<input type="text"/>
证件类型	<input type="text" value="护照"/>	证件号码	<input type="text"/>
手机号码	<input type="text" value="13910998888"/>	固定电话	<input type="text" value="区号-号码"/>
电子邮箱 *	<input type="text"/>		

返回

下一步

保存

1

## 1.12 Select your Application Type (The following Webpage has been translated via Google Translate). Click on the blue button to proceed.

**Degree certification**

Basic Information   application type   Application Information   learning experience   upload material   confirm submission   Online Payment

**Formal application for degree certification [application type]**

**Please select application type**

Foreign (overseas) academic degree certification  
Applicable to applicants who have studied abroad for more than 6 months (180 days) and have obtained a degree certificate issued by a foreign (overseas) institution for certification.

Diploma and Degree Certification of Sino-foreign Cooperation in Running Schools  
Applicable to applicants who are studying in Sino-foreign cooperative education institutions or project institutions and have obtained a foreign (overseas) degree certificate, but have no foreign (overseas) study experience or have studied abroad for less than 6 months (180 days) to apply for certification .

Previous   **Next step**   save

1

2

The image shows a web form for degree certification. At the top, there is a navigation bar with several buttons: 'Basic Information', 'application type', 'Application Information', 'learning experience', 'upload material', 'confirm submission', and 'Online Payment'. Below this, the title 'Formal application for degree certification [application type]' is displayed. The main section is titled 'Please select application type' and contains two radio button options. The first option is 'Foreign (overseas) academic degree certification' with a sub-description. The second option is 'Diploma and Degree Certification of Sino-foreign Cooperation in Running Schools' with a sub-description. At the bottom of the form, there are three buttons: 'Previous', 'Next step', and 'save'. A yellow circle with the number '1' has a red arrow pointing to the first radio button. Another yellow circle with the number '2' has a red arrow pointing to the 'Next step' button.

# 1.13A Provide your details as follows. (Part A)

学历学位认证正式申请【申请信息】

温馨提示: 请从颁证地点逐一填写, 填写学校名称、学位名称、学习专业时, 如下拉菜单选项中没有匹配项可自行输入, 回车即保存上。

学位信息					
颁证学校所在地 *	Singapore				
颁证学校外文名称 *	National University of Singapore	National University of Singapore			
学位外文名称 *	Bachelor of Computing with Honours	Bachelor of Computing with Honours			
学位层次 *	Bachelor's degree	认证学位/证书授予时间 *	2022-01		
学习专业(外文) *	Chemical and Biomolecular Engineering	学习专业(中文) *	化学与生物分子工程		
无专业 *	<input type="checkbox"/>	学科类别 *	Engineering		
证书上姓名 *	请按照国(境)外学位/文凭证书上的源语言姓名填写				
学习经历 (获得此学位/文凭的学习经历)					
就读地点 *	可输入查找				
就读学校外文名称 *	可输入查找	就读学校中文名称 *	可输入查找		
学习开始时间 *	选择日期	学习结束时间 *	选择日期		
是否通过远程方式修读的课程 (含受疫情影响, 在中国境内修读在线课程)	<input type="radio"/> 是 <input checked="" type="radio"/> 否				
是否在中国境内学习部分课程	<input type="radio"/> 是 <input checked="" type="radio"/> 否				
ID of Student (学号) *	可查看成绩单或毕业证书, 没有请填写无	备注			

Location/Country/Region of awarding school

School name

Degree name

Degree Level (Bachelor's, Master's, etc)

Degree awarded date (YYYY-MM)

Major (type in your Major in English). If there is no major, click on the blue box

Subject Category (e.g. Philosophy, Engineering, etc.)

Name on Certificate (to be typed out)

上一步 下一步 保存



# 1.13B Provide your details for your educational background that led up to the completion of the degree. (Part B)

## 学历学位认证正式申请【申请信息】

温馨提示：请从颁证地点逐一填写，填写学校名称、学位名称、学习专业时，如下拉菜单选项中没有匹配项可自行输入，回车即保存上。

学位信息	
颁证学校所在地 *	Singapore
颁证学校外文名称 *	National University of Singapore
颁证学校中文名称 *	National University of Singapore
学位外文名称 *	Bachelor of Computing with Honours
学位中文名称 *	Bachelor of Computing with Honours
学位层次 *	Bachelor's degree
认证学位/证书授予时间 *	2022-01
学习专业(外文) *	Chemical and Biomolecular Engineering
学习专业(中文) *	化学与生物分子工程
无专业 *	<input type="checkbox"/> 注：如勾选无专业，则会清空学习专业信息
学科类别	Engineering
证书上姓名 *	请按照(境)外学位/文凭证书上的源语言姓名填写
学习经历 (获得此学位/文凭的学习经历)	
就读地点 *	可输入查找
就读学校外文名称 *	可输入查找
就读学校中文名称 *	可输入查找
学习开始时间 *	选择日期
学习结束时间 *	选择日期
是否通过远程方式修读的课程 (含受疫情影响, 在中国境内修读在线课程)	<input type="radio"/> 是 <input checked="" type="radio"/> 否
是否在中国境内学习部分课程	<input type="radio"/> 是 <input checked="" type="radio"/> 否
ID of Student (学号) *	可查看成绩单或毕业证书, 没有请填写无

Location/Country/Region of awarding school

School name

Start Date (of Degree)

End Date (of Degree)

Are there any courses taken by remote means (including taking online courses in China due to the impact of the epidemic). Click YES (是) or NO (否)

Were any of these courses taken in China? Click YES (是) or NO (否)

Student ID on Degree Certificate

Click on blue button (Next Step)

上一步 下一步 保存

# 1.14A Provide additional details regarding your previous learning experience, such as your high school/junior college/community college/etc. A minimum of two additional experiences are required.

## Degree certification

- Basic Information
- application type
- Application Information
- learning experience
- upload material
- confirm submission
- Online Payment

### Formal application for academic degree certification [other learning experience]

Please click [Add] to fill in your other learning experience. Fill in from the high school level, fill in at least two experiences.

serial number	Study location	School name	Learning start time	study end time	Degree	study major	operate
1	Singapore	National University of Sing	🕒 2020-12	🕒 2021-12	Bachelor's degree	化学与生物分子	Increase
2	please choose		🕒 select dat	🕒 select dat			delete

new

Previous

Next step

save

- Provide details as per follows:
1. Study Location
  2. School Name
  3. Start Date of Learning Experience
  4. End Date of Learning Experience
  5. Degree (e.g. High School Diploma, A Level Certificate)
  6. Major

Click "New" or "新增" to add an additional column

Click on blue button (Next Step)

1.14B pop-up will appear, asking you to confirm that all details have been filled out. If you have completed this task, click on the blue button to proceed.

zwfwbl.cscse.edu.cn says  
是否所有国内外高等教育经历都填写完整?

OK Cancel

全国一体化在线政务服务平台  
教育部留学服务中心网上

首页 微信公众号

欢迎 [Example Example] 访问本站! 【用户中心】 【注销】

### 学历学位认证

基本信息 申请类型 申请信息 学习经历 上传材料 确认提交 在线支付

#### 学历学位认证正式申请 **【其他学习经历】**

请点击 **【新增】** 填写您的其他学习经历。从高中阶段开始填写，至少填写两条经历。

序号	就读地点	就读学校名称	学习开始时间	学习结束时间	学历/学位	学习专业	操作
1	新加坡	National University of Sing	2020-12	2021-12	Bachelor's degree	化学与生物分子	增加
2	新加坡	Victoria School	2017-01	2019-05	A levels	XXX	删除
3	新加坡	Victoria School	2019-06	2019-10	O Levels	XXXX	删除

新增

上一步 下一步 保存

Click on blue button "OK" (Next Step)

# 1.15A In this next webpage, upload your documents in the following order: A: Personal Photo (up to 1MB in size, colored). An example of a photo is shown below

## Official application for academic degree certification [\[upload materials\]](#)

### Notes on uploading materials:

1. The scanned and uploaded application materials should be faithful to the originals, and ensure that the pictures are clear and complete, and all texts can be read normally (please refer to the qualified and unqualified samples of the uploaded materials).
2. Please ensure the authenticity of the uploaded materials. Any act of submitting false materials or tampering with the material information will be publicized by our center in accordance with the "Measures for Publicity of Dishonest Behaviors in the Certification of Academic Degrees from Abroad (Overseas)".
3. The browser must support HTML5, and browsers such as Chrome (recommended), Firefox, IE10 and above, and IE Edge are recommended.

Upload photo (jpg/jpeg format, color scan, less than 1M) [\[View photo sample\]](#)

Note: I have a recent standard ID photo, the background color is not limited.



Remark:

Click here to upload

## 学历学位认证正式申请 [\[上传材料\]](#)

### 上传材料注意事项:


1. 扫描上传的申请材料应忠实于原件, 并保证图片清晰完整, 所有文字能正常阅读 (请参考上传材料合格及不合格样例)。
2. 请务必确保上传材料的真实性, 任何提交虚假材料或对材料信息进行篡改的行为, 我中心将按照《(填) 外学历学位认证失信行为公示办法》予以公示。
3. 浏览器须支持HTML5, 推荐使用Chrome (推荐)、Firefox、IE10及以上和IE Edge等浏览器。

上传照片 (jpg/jpeg格式, 彩色扫描件, 小于1M) [\[查看照片样例\]](#)

说明: 本人近期标准证件照片, 底色不限。



备注:




# 1.15B In this next webpage, upload your documents in the following order: B: **Authorization Statement**. An example of a suitable statement is shown below

**Generate authorization statement (pdf format, color scan, less than 1MB) [View authorization statement sample]**  
Please complete and sign the Diploma Certificate Verification Authorization Statement as required.

**illustrate:**  
According to the requirements of foreign institutions, our center needs to obtain the written authorization of the certificate holder to verify the authenticity of the diploma certificate.

When submitting the application, the applicant signs the authorization statement online.



Click here to upload your signature. An automated signature recorder will pop up

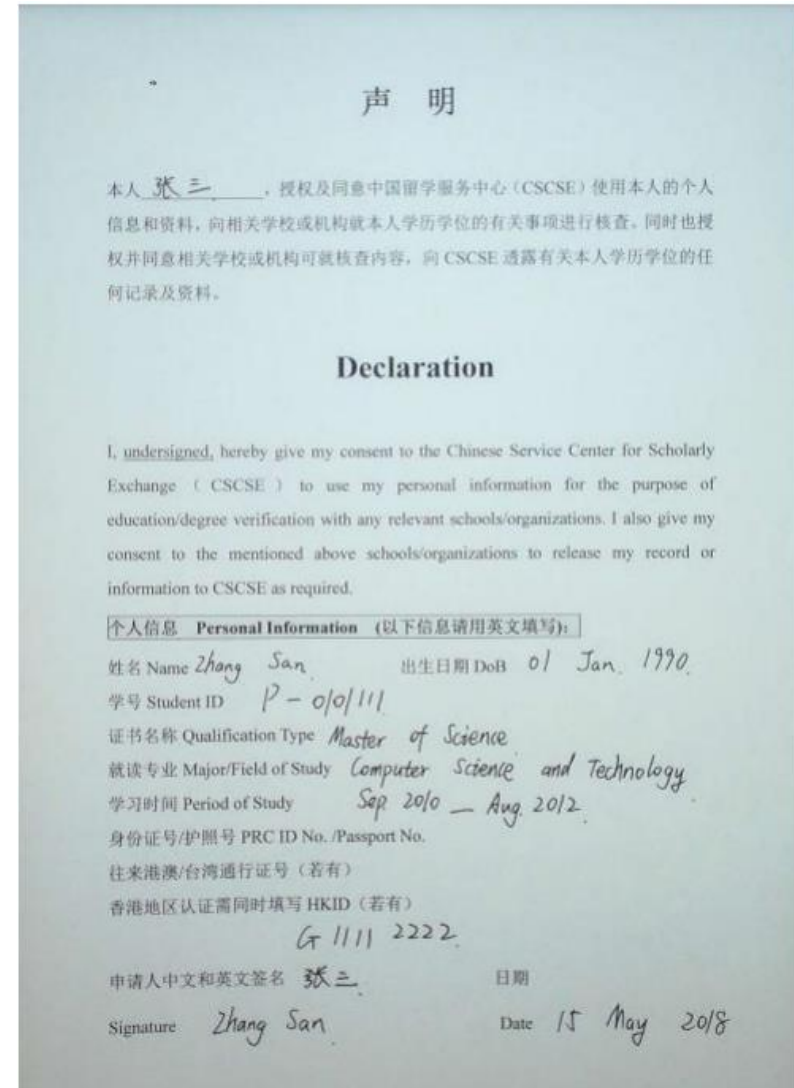
**生成授权声明(pdf格式, 彩色扫描件, 小于1MB) [查看授权声明样例]**  
请按要求填写并签署文凭证书核查授权声明。

**说明:**  
按照国外院校的要求, 我中心核查文凭证书真伪需获得证书持有人的书面授权。

申请人在提交申请时, 在线签署授权声明。



备注:



# 1.15C In this next webpage, upload your documents in the following order: C: Degree Certificate. An example of a suitable certificate is shown below

**Upload certificate (pdf format, color scan, less than 5MB) [View certificate sample]**

Please upload a foreign academic degree certificate or higher education diploma that needs to be certified. If the certificate is more than one page, please combine it into one pdf and scan and upload it.

**illustrate:**

1. If the diploma certificate has multiple language versions, the source language version must be uploaded, and other languages can be selectively uploaded;
2. If there are text patterns on the front and back of the diploma certificate, the scanned copy of the front and back should be provided at the same time;
3. If the diploma certificate is lost, please apply to the issuing institution for a replacement certificate before submitting the certification application. If the certificate-issuing institution cannot reissue the certificate, a copy of the certificate, or a degree-granting certificate officially issued by the institution (usually issued by the student registration department or the academic affairs department) is required.



Click here to upload

**上传证书(pdf格式, 彩色扫描件, 小于5MB) [查看证书样例]**

请上传需要认证的国外学历学位证书或高等教育文凭。若证书多于一页, 请将其合并为一个pdf并扫描上传。

**说明:**

- 1、如文凭证书有多语言版本, 源语言版必须上传, 其他语言可选择性上传;
- 2、如文凭证书的正反面均有文字图案, 应同时提供其正反面的扫描件;
- 3、如文凭证书丢失, 请申请人向颁证院校申请补发证书后再提交认证申请。如颁证院校无法补发证书, 则需提供证书副本、或院校官方出具的学位授予证明(通常由学生注册部门或教务部门开具);



备注:

**NATIONAL UNIVERSITY  
OF SINGAPORE**



This is to certify that

having fulfilled the requirements prescribed  
by the University was conferred the degree of

on



*Chair, Board of Trustees*

*President*

# 1.15D In this next webpage, upload your documents in the following order: D: Transcripts and Supporting Documents. May differ from country to country

Upload transcripts and other materials (jpg/jpeg/png/pdf format, color scans, each less than 1M, upload a maximum of 30 copies, please do not upload PDF files in batches) [\[View example\]](#)

illustrate:

- If the certificate is lost, it is necessary to submit the "Declaration of Unable to Submit Diploma Certificate" (download the template, fill it out and upload it);
- If the passport used during the study period is lost, it is necessary to submit the "Declaration of Unable to Submit Passport" (download the template, fill it out and upload it);
- If you are studying in a third country institution in a Singapore institution (such as studying a British or Australian institution in Singapore), you need to provide:
  - Transcripts issued by accredited institutions in third countries;
  - Documents proving that you are studying in a third-country institution issued by a Singapore institution (the document must clearly show which Singapore institution you are studying in a third-country institution);
  - For bachelor-level courses, it is recommended to upload all diploma certificates and transcripts obtained during the study period (including certificate, foundation degree, diploma or advanced diploma).
- In the following cases, please provide a complete transcript or research certificate during the study period:
  - If the diploma certificate cannot be submitted, use the degree award certificate to apply for certification;
  - The study time in foreign institutions that issue certificates does not meet the requirements of the complete academic system;
  - There is no professional field statement on the certificate, but it is hoped that the professional field will be reflected on the certificate;
  - Learning experience in many countries and schools.

5. If you are affected by the epidemic, apply for a letter from the school.

6. In order to ensure the accuracy and timeliness of the information, please provide a letter of explanation (subject to the notification of supplemental materials).

The school needs to upload the following materials for private schools in Singapore, please upload them.

上传成绩单及其他材料 (jpg/jpeg/png/pdf格式, 彩色扫描件, 每张小于1M, 最多上传30张, PDF文件请勿批量上传) [\[查看样例\]](#)

说明:

- 如证书丢失, 需提交《文凭证书无法提交声明》(下载模板, 填写后上传);
- 留学期间使用的护照丢失, 需提交《护照无法提交声明》(下载模板, 填写后上传);
- 如在新加坡院校就读第三国院校课程 (例如在新加坡学习英国或澳大利亚高校的课程), 需提供:
  - 第三国颁证院校开具的成绩单;
  - 新加坡院校开具的就读第三国课程的证明文件 (文件必须明确显示您是在新加坡院校就读第三国院校课程);
  - 如是学士学位课程, 建议将在学习阶段获取的所有文凭证书及其成绩单一并上传 (包含certificate、foundation degree、diploma或者advanced diploma)。
- 下述情况, 请提供学习期间完整成绩单或研究证明:
  - 无法提交文凭证书, 用学位授予证明申请认证;
  - 在国外颁证院校学习时间不满足完整学制要求;
  - 证书上没有专业领域表述, 但希望在认证书上体现出专业领域;
  - 有多国、多校学习经历。
- 如受疫情影响全程在国内就读的申请人, 请提供学校的录取信。
- 为确保认证工作的准确性和时效性而需要申请人提交的其他相关材料 (以补充材料通知为准)。

该校需额外上传下述材料:  
新加坡私立院校请上传就读证明。



备注:

Click here to upload



UCD Registry  
Student Desk & Records  
Tierney Building  
University College Dublin  
Belfield, Dublin 4, Ireland  
T: +353 1 716 1555  
F: +353 1 716 1234

Clárann UCD  
Desce na Mac Léinn & Taisle  
Áras Uí Threasaigh  
An Coláiste Oíchele Bala Átha Cliath  
Belfield, Bala Átha Cliath 4, Éire

## Academic Transcript

Student Number:

Date of Birth:

This is to certify that the above student registered for a programme of study leading to the Credits)

## Qualification and Award

Qualification:

NFQ Level:

Major:

Award Status:

Award Date:

Award GPA:

Award:

Conferring Date:

## Module and Assessment Outcomes

Academic Year	Module	Credits Attempted	Credits Earned	Grade	Grade Points
<b>2015/16 Semester 2</b>					
BMGT3001S	Business Strategy	10.0	10.0		
<b>2014/15 Semester 2</b>					
BMGT2001S	Managing Change	10.0	10.0		
<b>2014/15 Semester 1</b>					
BMGT3002S	Project Management	10.0	10.0		
BMGT3006S	Supply Chain Management	10.0	10.0		
BMGT3007S	Supply Chain Planning and Control	10.0	10.0		
BMGT3008S	Global Logistics	10.0	10.0		
BMGT3009S	Operations Management	10.0	10.0		
<b>2013/14 Semester 2</b>					
ZXPLCB103	Non-UCD APL - CDL Credits	60.0	60.0		
<b>2013/14 Semester 1</b>					
BMGT2002S	Management of Organisations	10.0	10.0		
BMGT2003S	Management Research Project	10.0	10.0		
BMGT2004S	Cross Cultural Management	10.0	10.0		

# 1.15E In this next webpage, upload your documents in the following order: E: Personal Passport Information. May differ from country to country

Upload the personal information page of the passport (jpg/jpeg/png format, color scan, each less than 1M, upload a maximum of 5)

[\[View example\]](#)

Please upload the personal information page of your passport used during your studies.

**illustrate:**

1. Residents of Hong Kong, Macao and Taiwan: It is also necessary to provide a valid personal identity document that is consistent with the personal account registration information (such as Mainland Travel Permit for Hong Kong and Macau Residents, Mainland Travel Permit for Taiwan Residents, Permanent Resident ID Card for Hong Kong and Macau Residents, and Taiwan Resident ID Card).
2. Foreigners: You need to provide the first page (personal information page) of your passport within the validity period of your passport. If the country of study is inconsistent with the nationality of the applicant, the first page (personal information page) of the passport used during the study period is also required.
3. If the personal information is changed and it does not match the personal information during the study period, a proof of personal information change is required.



Click here to upload

Remark:

上传护照个人信息页 (jpg/jpeg/png格式, 彩色扫描件, 每张小于1M, 最多上传5张) [【查看样例】](#)

请上传学习期间使用护照的个人信息页。

**说明:**

- 1、港澳台居民: 还需提供与个人账户注册信息一致的有效个人身份证件 (如港澳居民来往内地通行证、台湾居民来往大陆通行证、港澳居民永久性居民身份证、台湾居民身份证)。
- 2、外籍人士: 需提供本人有效期内的护照首页 (个人信息页)。如就读国别与本人国籍不一致, 还需提供学习期间使用的护照首页 (个人信息页)。
- 3、如个人信息发生变更, 与学习期间的个人信息不符, 需提供个人信息变更证明。



备注:



Unsuitable Photo



- 不合格原因:
1. 护照个人信息页歪斜
  2. 反光无法看清
  3. 底部手遮挡部分信息



# 1.15F In this next webpage, upload your documents in the following order: F: Visa/Entry/Exit records in Degree Awarding Country. May differ from country to country

Upload visa and entry and exit records (jpg/jpeg/png/pdf format, color scans, each less than 1M, upload a maximum of 50 copies, please do not upload PDF files in batches) [\[View example\]](#)

Please upload all visas (such as stickers in passports, electronic visas or residence cards) during the study period.

**illustrate:**

1. It is necessary to provide Singapore visa materials covering the entire study process, including the front and back of the Student Pass or the IPA (In-Principle Approval) approval letter issued by ICA, work visa, and permanent residence card.
2. When submitting an application for certification, mainland Chinese residents can obtain entry and exit records within 10 years after passing the real person certification. If the entry and exit records obtained by the system do not fully cover the study period, the applicant needs to provide all the entry and exit pages of the passport used during the study period.
3. If the entry and exit records are incomplete and the passport used during the study period is lost, relevant materials that can prove the place of study must be provided, including the proof of full study in Singapore issued by the school, or issued by the exit and entry management department of the provincial and municipal public security departments in my country Proof of entry and exit records during your studies.
4. Hong Kong, Macao and Taiwan residents: All entry and exit stamp pages on the passport used during the study period are also required.
5. Foreigners: Non-Singaporean foreigners are also required to provide all entry and exit stamp pages on the passports used during the study period. If there is no visa and entry-exit stamp due to factors such as the visa-free policy, you need to provide relevant materials that can prove the place of study.

The school needs to upload the following additional materials:

Please upload the Student's Pass or visa approval letter while studying in Singapore.

Click here to upload, if you graduate in your own country, you may leave it.



Remark:

上传签证及出入境记录 (jpg/jpeg/png/pdf格式, 彩色扫描件, 每张小于1M, 最多上传50张, PDF文件请勿批量上传) [\[查看样例\]](#)

请上传学习期间所有签证 (如护照上的贴签、电子签或居留卡)。

**说明:**

- 1、需提供覆盖留学全程的新加坡签证材料, 包含Student Pass正反面或ICA开具的IPA (In-Principle Approval) 批签信、工作签证、永居卡。
- 2、提交认证申请时, 中国内地居民通过实名认证后, 可获取到10年内的出入境记录。如系统获取到的出入境记录未完全覆盖留学时间, 申请人需提供留学期间使用的护照上所有的出入境页。
- 3、如出入境记录不完整, 且留学期间使用的护照丢失, 需提供可证明学习地点的相关材料, 包含学校开具的在新加坡本地全程就读证明, 或我国省市公安部门所属出入境管理部门开具您学习期间的出入境记录证明。
- 4、港澳台居民: 还需提供学习期间使用的护照上的所有出入境页。
- 5、外籍人士: 非新加坡籍的外籍人士, 还需提供学习期间使用的护照上的所有出入境页。如因免签政策等因素影响, 确无签证及出入境章, 需提供可证明学习地点的相关材料。

该校需额外上传下述材料:

请上传在新加坡留学期间的Student's Pass或准签信。



备注:

## 1.15G Click on blue button to proceed once all documents have been uploaded

上传签证及出入境记录 (jpg/jpeg/png/pdf格式, 彩色扫描件, 每张小于1M, 最多上传50张, PDF文件请勿批量上传) [【查看样例】](#)

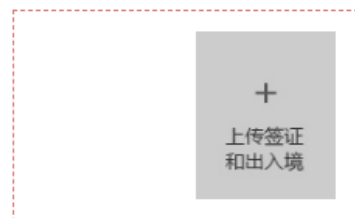
请上传学习期间所有签证 (如护照上的贴签、电子签或居留卡)。

**说明:**

- 1、需提供覆盖留学全程的新加坡签证材料, 包含Student Pass正反面或ICA开具的IPA (In-Principle Approval) 批签信、工作签证、永居卡。
- 2、提交认证申请时, 中国内地居民通过实人认证后, 可获得到10年内的出入境记录。如系统获取到的出入境记录未完全覆盖留学时间, 申请人需提供留学期间使用的护照上所有的出入境页。
- 3、如出入境记录不完整, 且留学期间使用的护照丢失, 需提供可证明学习地点的相关材料, 包含学校开具的在新加坡本地全程就读证明, 或我国省市公安部门所属出入境管理部门开具您学习期间的出入境记录证明。
- 4、港澳台居民: 还需提供学习期间使用的护照上的所有出入境章页。
- 5、外籍人士: 非新加坡籍的外籍人士, 还需提供学习期间使用的护照上的所有出入境章页。如因免签政策等因素影响, 确无签证及出入境章, 需提供可证明学习地点的相关材料。

该校需额外上传下述材料:

请上传在新加坡留学期间的Student's Pass或准签信。



备注:

上一步

下一步

保存

Click on blue button (Next Step)

# 1.16A Check all particulars to ensure that the details are correct. Once done, click on the box to tick and verify that the information is correct, then click on the blue button.

学历学位认证正式申请 [【确认提交】](#)

## 申请人基本信息

姓名	Example Example	国籍/地区	新加坡
性别	男	出生日期	
证件类型	护照	证件号码	
手机号码	13910988888	固定电话	
电子邮箱			

## 学习经历

序号	就读地点	就读学校名称	学习开始时间	学习结束时间	学历/学位	学习专业
1	新加坡	National University of Singapore	2020-12	2021-12	Bachelor's degree	化学与生物分子工程
2	新加坡		2017-01	2019-05	A levels	XXX
3	新加坡		2019-06	2019-10	O Levels	XXXX

## 认证申请信息

学位信息			
原证学校所在地	新加坡		
原证学校外文名称	National University of Singapore	原证学校中文名称	National University of Singapore
学位外文名称	Bachelor of Computing with Honours	学位中文名称	Bachelor of Computing with Honours
学位层次	学士学位	认证学位/证书授予时间	2022-01
学习专业(外文)	Chemical and Biomolecular Engineering	学习专业(中文)	化学与生物分子工程
学位类别	工学		
证书上姓名			
学习经历			
就读地点	新加坡		
就读学校外文名称	National University of Singapore	就读学校中文名称	National University of Singapore
学习开始时间	2020-12	学习结束时间	2021-12
是否有远程方式修读的课程	否		
是否中置课内学习部分课程	否		
ID of Student (学号)		备注	

本人承诺

Click on tick to confirm data

Click on blue button (Next Step).

上一步

提交

# 1.16B Click on the pop-up to proceed to the next page

学习专业 (外文)	Chemical and	zwfwbl.cscse.edu.cn says		化学与生物分子工程
学科类别	工学	特别提示： 任何提交虚假材料或对材料信息进行篡改的行为，我中心将按照《国 （境）外学历学位认证失信行为公示办法》予以公示。		
证书上姓名		<input type="button" value="OK"/> <input type="button" value="Cancel"/>		
学习经历				
就读地点	新加坡			
就读学校外文名称	National University of Singapore	就读学校中文名称	National University of Singapore	
学习开始时间	2020-12	学习结束时间	2021-12	
是否有远程方式修读的课程	否			
是否中国境内学习部分课程	否			
ID of Student (学号)		备注		

Click on blue button "OK" (Next Step).

本人承诺提供的所有电子信息、上传材料和纸质材料均真实有效。

## 1.17 Click on the blue button below. You will be led to the payment page.

- 基本信息
- 申请类型
- 申请信息
- 学习经历
- 上传材料
- 确认提交
- 在线支付

### 支付详细信息

姓名	支付业务	认证费用
Example Example	学历认证费	360

应付总金额: 360 ¥



Click on blue button (Next Step) to make payment for the certification process.

**1.18 A QR code lasting 120 seconds will appear. Scan it immediately and pay via Alipay or WeChat. Please prepare a Alipay/WeChat account to pay prior to the payment step.**

Order number: 6938202203100126206551558019

Amount payable: 360.0 yuan

Reminder: Please complete the scan code payment within the validity period of the QR code. Only WeChat or Alipay scan code payment is supported.

---

QR code expires after 111



Please use Alipay or WeChat to  
scan the QR code to pay

Note: Alipay is similar to Pay Pal. It supports its customers to add Chinese Banks' account or Master Card account to Alipay.

# 1.19A If you have missed any details/was not able to pay, go to the User Center/用户中心.

## 学历学位认证-缴费, 在线支付

订单号: 6938202203100126206551558019

应付金额: 360.0元

温馨提示: 请在二维码有效期内完成扫码支付, 现只支持微信或支付宝扫码支付

二维码 0 秒后过期



请使用支付宝或微信扫一扫  
扫描二维码支付

# 1.19B Your previous applications will appear and you can either modify the applications (**Green Button**) or attempt to make payment again (**Yellow Button**)



全国一体化在线政务服务平台

教育部留学服务中心网上服务大厅（试运行）

【Example Example】您好！欢迎进入用户中心！ [返回【首页】](#) [返回【统一用户中心】](#) [【注销】](#)

我的申请

我的支付

我的信息

实名认证

我的评价

## 我的申请

学历学位认证

公派留学

就业报到

留学存档

序号	姓名	认证类型	学校/项目名称	申请类型	认证学位	认证状态	支付状态	申请时间	操作
1	Example Example	正式认证	National...	国(境)外	学士学位	未提交	未支付	2022-03-10 01:22:33	<a href="#">查看</a> <a href="#">支付</a>



1.20 After payment, wait 10-20 working days for the certification to be processed. Check results at the link “Get Results” or “获取结果” below.

The screenshot shows a website interface for degree certification. The top navigation bar includes four main categories: Degree certification, Employment registration, Study Abroad Archive, and Public study abroad. The 'Degree certification' category is selected and highlighted. Below this, there are three sub-categories: inside China resident, Hong Kong, Macao and Taiwan resident, and foreigner(Foreign Nationals). The 'foreigner(Foreign Nationals)' category is selected. The main content area is divided into four columns representing the certification process: Application materials, Online Application, Evaluation and Audit, and Certification completed. The 'Certification completed' column is highlighted with a red box, and a red arrow points from the top text to this step. The 'get results' link under 'Certification completed' is also highlighted with a red box.

inside China resident	Hong Kong, Macao and Taiwan resident	foreigner(Foreign Nationals)	
<b>Application materials</b>	<b>Online Application</b>	<b>Evaluation and Audit</b>	<b>Certification completed</b>
<ul style="list-style-type: none"><li>▪ Diploma certificate</li><li>▪ passport</li><li>▪ Residence Card/Visa/Endorsement</li><li>▪ Immigration records</li><li>▪ ID Photo</li><li>▪ Authorization Statement</li><li>▪ other materials</li><li>▪ <a href="#">Material Details</a></li></ul>	<ul style="list-style-type: none"><li>▪ 1. Register information</li><li>▪ 2. Fill in the application materials</li><li>▪ 3. Upload application materials</li><li>▪ 4. Pay fees online</li><li>▪ <a href="#">Entry for certification</a></li></ul>	<ul style="list-style-type: none"><li>▪ <a href="#">Certification work time limit</a></li><li>▪ 10-20 working days</li><li>▪ <a href="#">progress query</a></li></ul>	<ul style="list-style-type: none"><li>▪ <a href="#">get results</a></li><li>▪ <a href="#">online check</a></li><li>▪ <a href="#">Invoice application</a></li><li>▪ <a href="#">Refund notice</a></li></ul>

## 1.21 The verified certificate will look like this

